

iPF Series

Flexible Part Feeder

High-performance, flexible part feeding solution providing plug-and-play integration with OMRON Industrial Robots, Vision Systems, and ACE software.

- Pick and place applications, assembly line material feeding, and primary packaging.
- Modular design with many flexible options.
- Suited for automotive, electronics, pharmaceutical, agricultural, or medical component manufacturing applications.
- Feeds parts and components from 5 mm to 150 mm in size.
- Patented 3-axis vibration technology can move parts in all directions and ensures parts do not accumulate in a corner or on an edge.
- Gently handles delicate parts through precise tuning of frequency and amplitude.
- Fully integrated and supported by the powerful & easy-to-use ACE software tool for fast deployment of pick and place solutions.



Ordering Information

Note: To order a complete part feeding system, select a Part Feeder with Backlight from the table below and then select a Hopper, Platform Frame, Platform Plate, and Cabling from *Required Additional Items* below. Refer to the *System Configuration* diagram on page 2.

Part Feeder with Backlight*

Model	Backlight Color	Part Number
iPF-240	Red	30240-001
	White	30240-002
	Infrared	30240-003
	None	30240-004
iPF-380	Red	30380-001
	White	30380-002
	Infrared	30380-003
	None	30380-004
iPF-530	Red	30530-001
	White	30530-002
	Infrared	30530-003
	None	30530-004

* A 5 m power cable is included with all models.

Required Additional Items

Hopper*

Model	Components	Detail	Part Number
3L Hopper	Medium Base	Base for 3 liter or 7 liter Container	30240-109
	3L Container	Container for holding and adding parts to the Part Feeder	30600-001
7L Hopper	Medium Base	Base for 3 liter or 7 liter Container	30240-109
	7L Container	Container for holding and adding parts to the Part Feeder	30600-002
14L Hopper	Large Base	Base for 14 liter Container	30600-004
	14 L Container	Container for holding and adding parts to the Part Feeder	30600-003

* A 5 m power cable and 2 m I/O cable are included with the hopper base.

iPF Series

Platform Frame and Platform Plate*

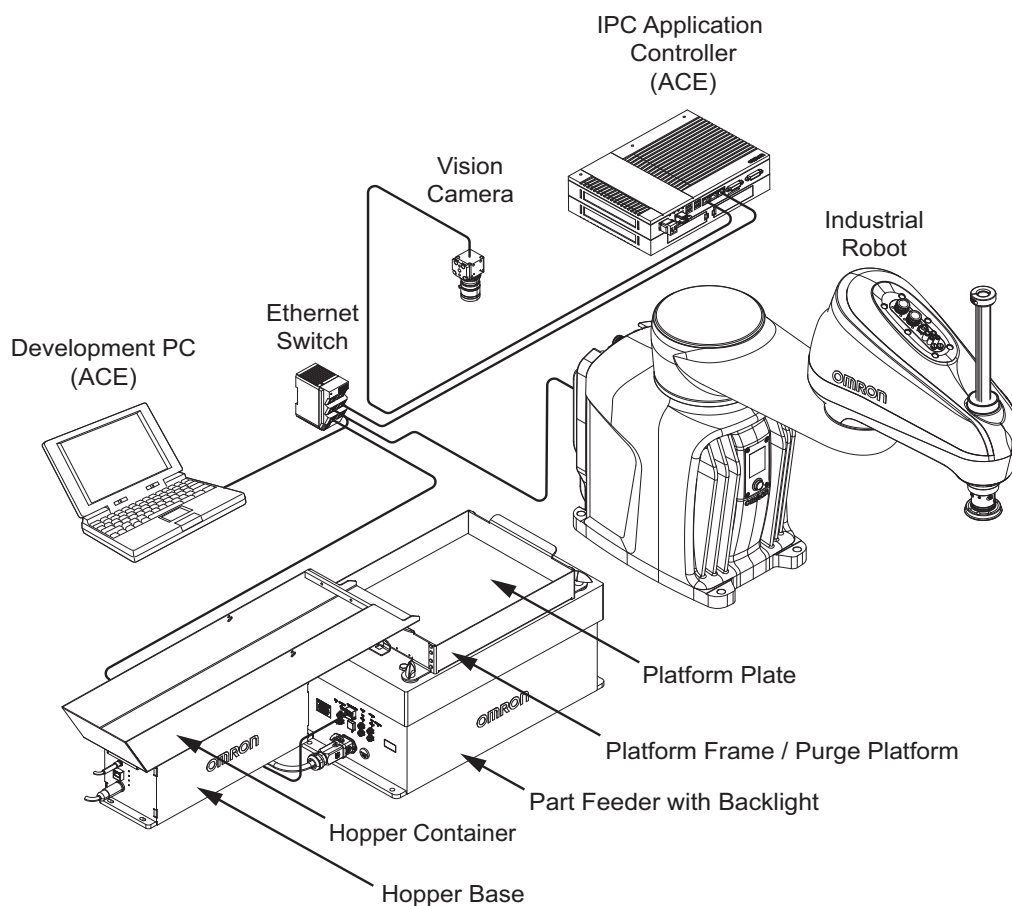
Compatible With	Type	Detail	Part Number
iPF-240	Integrated Frame and Plate	Standard frame with Acetal Copolymer (POM-C) flat plate	30240-103
		Left purge frame with Acetal Copolymer (POM-C) flat plate	30240-101
		Right purge frame with Acetal Copolymer (POM-C) flat plate	30240-102
		Standard frame with Electrostatic Discharge (ESD) flat plate	30240-106
		Left purge frame with Electrostatic Discharge (ESD) flat plate	30240-105
		Right purge frame with Electrostatic Discharge (ESD) flat plate	30240-104
		Acetal Copolymer (POM-C) anti-roll plate for parts with 3.5-7.0 mm dia.	30240-107
		Acetal Copolymer (POM-C) anti-roll plate for parts with 7.0-14 mm dia.	30240-108
iPF-380	Frame	Standard (85 mm frame height)	30380-103
		Left purge (60 mm frame height)	30380-101
		Right purge (60 mm frame height)	30380-102
	Plate	Acetal Copolymer (POM-C) Flat plate	30380-201
		Polymethyl methacrylate (PMMA) anti-roll plate for parts with 5-10 mm dia.	30380-202
		Polymethyl methacrylate (PMMA) anti-roll plate for parts with 10-24 mm dia.	30380-203
iPF-530	Frame	Standard (100 mm frame height)	30530-103
		Left purge (100 mm frame height)	30530-101
		Right purge (100 mm frame height)	30530-102
	Plate	Acetal Copolymer (POM-C) Flat plate	30530-201
		Polymethyl methacrylate (PMMA) anti-roll plate for parts with 6-12 mm dia.	30530-202
		Polymethyl methacrylate (PMMA) anti-roll plate for parts with 12-28 mm dia.	30530-203

*All purge frames include an actuator and connection cable.

Optional Additional Items

Item	Detail	Part Number
Modular Fixation Kit	Allows medium and large hopper bases to be mounted at the ideal height for iPF-380 and iPF- 530 models. Allows tandem assembly for dual feeding. Supplied with fastening screws.	30600-005
Network Cable	Minimum Cat5 with RJ45 connectors. Refer to the OMRON <i>Industrial Ethernet Cables Catalog</i> (Cat. No. G019) for ordering information.	

System Configuration



Specifications

Part Feeder

Item		iPF-240	iPF-380	iPF-530
Weight		7.8 kg	20 kg	31 kg
Power	Voltage	24 VDC \pm 5%		
	24 VDC Current Consumption	5 A	4 A	6 A
	24 VDC S-Current Consumption	3 A	16 A	14 A
Operation	Control	Full 2D motion in XY plane and vertical vibration for flipping or dispersing parts		
	Actuators	4 voice coil motors		
	Communication	Ethernet (TCP/IP)		
	Vibration Actions	Standard vibrations: flip, forward, backward, left, right, long axis and cross axis centering		
	Suitable Part Sizes	5 - 40 mm	15 - 60 mm	30 - 150 mm
	Weight Capacity	400 g	1500 g	2000 g
	Configurable Vibration Frequency	40 - 70 Hz	20 - 30 Hz	20 - 28 Hz
Environmental	Operating Temperature	5 to 40° C		
	Storage Temperature	5 to 40° C		
	Humidity	During operation: 30 to 80% (non-condensing) During storage and transportation: 75% or less (non- condensing)		
	Ingress Protection	IP20		
Vibration Displacement	X (max.)	\pm 1.5 mm	\pm 8 mm	\pm 8 mm
	Y (max.)	\pm 2 mm	\pm 10 mm	\pm 10 mm
	Z (max.)	\pm 1.5 mm	\pm 6 mm	\pm 8 mm

Hoppers

Item		3L Hopper	7L Hopper	14L Hopper
Max. Capacity (Usable volume / weight)		3 L / 12 kg	7 L / 12 kg	14 L / 19.5 kg
Weight (Base + Container)		12 kg	12 kg	20 kg
Vibration Displacement	X (max.)	Does not exceed \pm 1 mm* ¹		
	Y (max.)			
	Z (max.)			
Power	Voltage	24 VDC \pm 5%		
	RMS current at 100% amplitude and max. load	4 A		
	Peak current (10 ms) at start of vibration at 100% amplitude	9 A		
Dual/Single Feeding Compatibility	iPF-240	Single	Single* ²	Not Compatible
	iPF-380	Single/Dual	Single/Dual* ³	Single* ²
	iPF-530	Single/Dual	Single/Dual	Single/Dual* ³

*1 Provide a minimum space of 10 mm around the hopper in all directions.

*2 The hopper can be arranged for single feeding only on the long side of the part feeder.

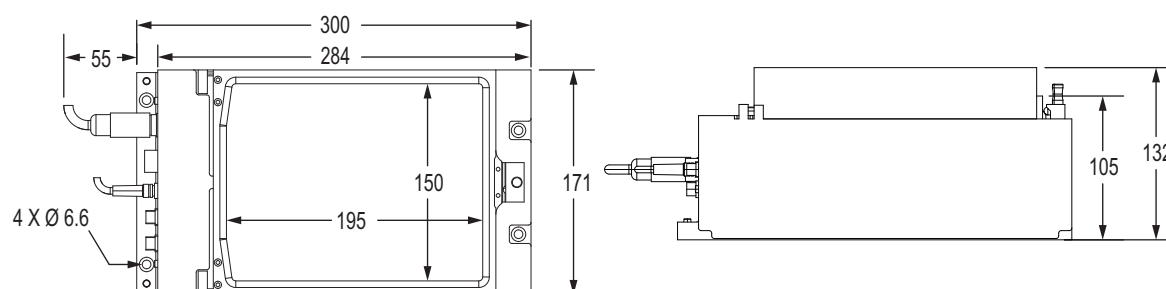
*3 The hoppers can be arranged for dual feeding only on opposite sides of the part feeder.

iPF Series

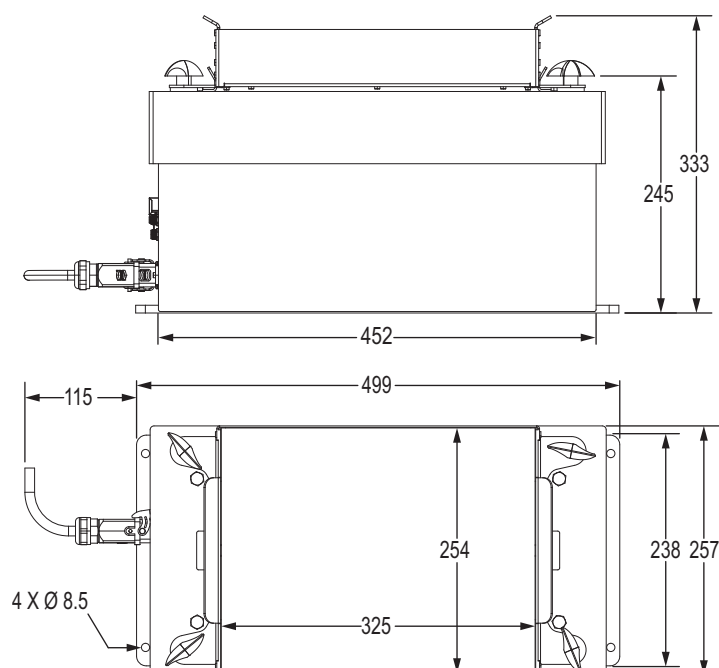
Dimensions

(Unit: mm)

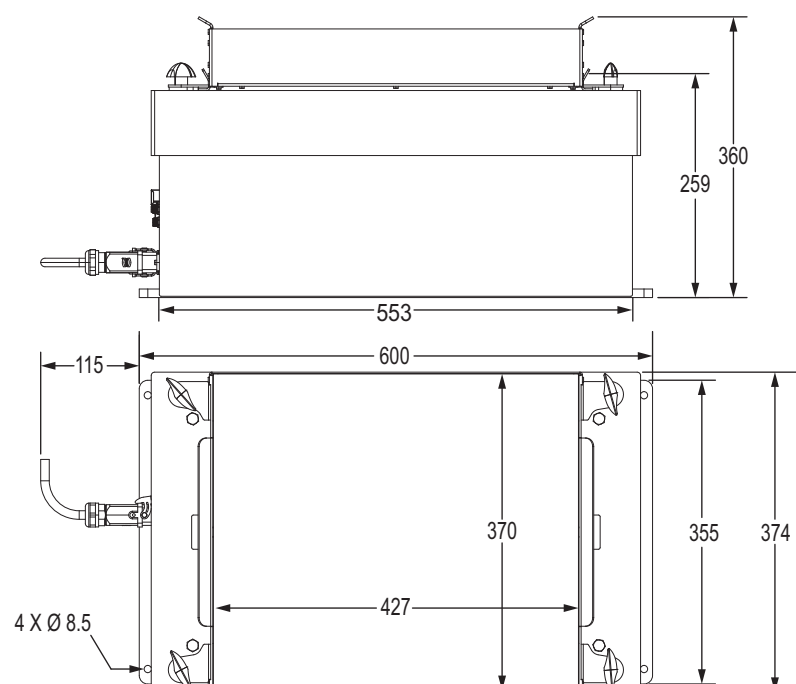
iPF-240



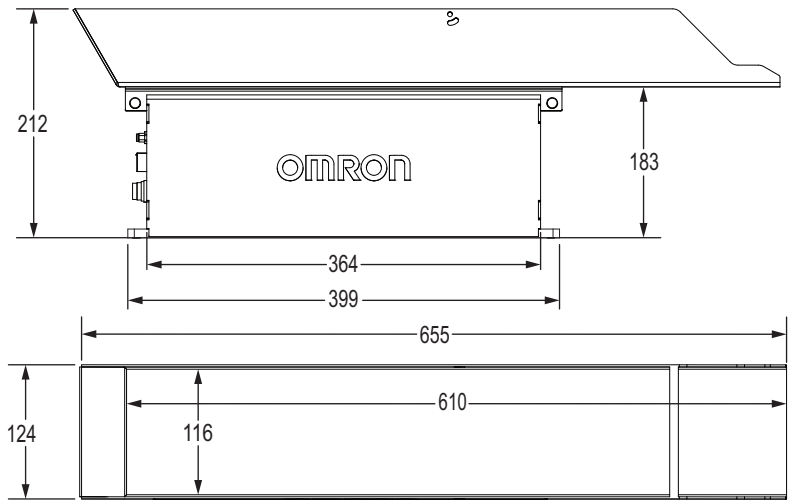
iPF-380



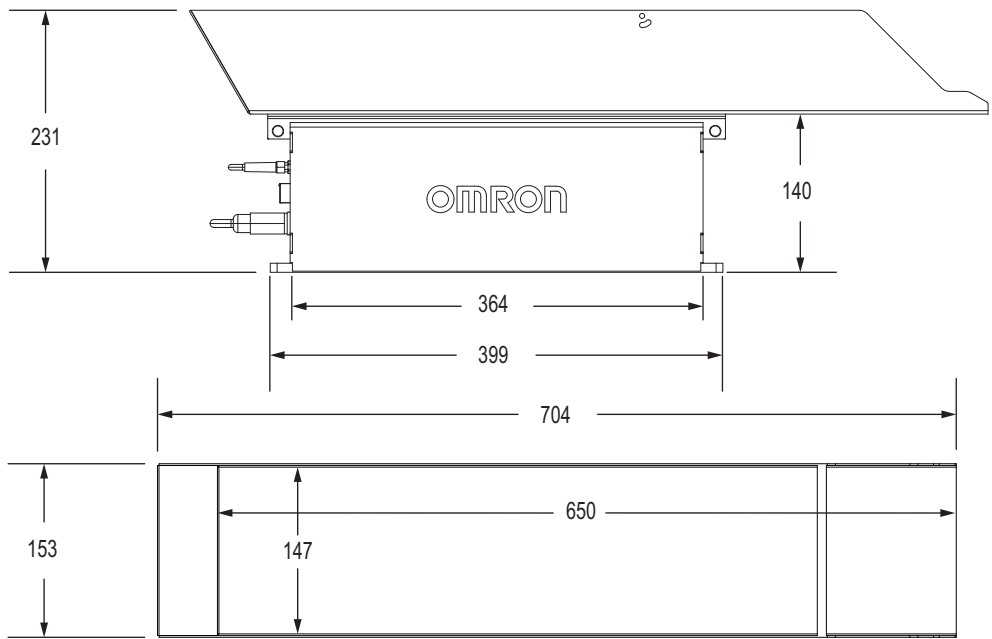
iPF-530



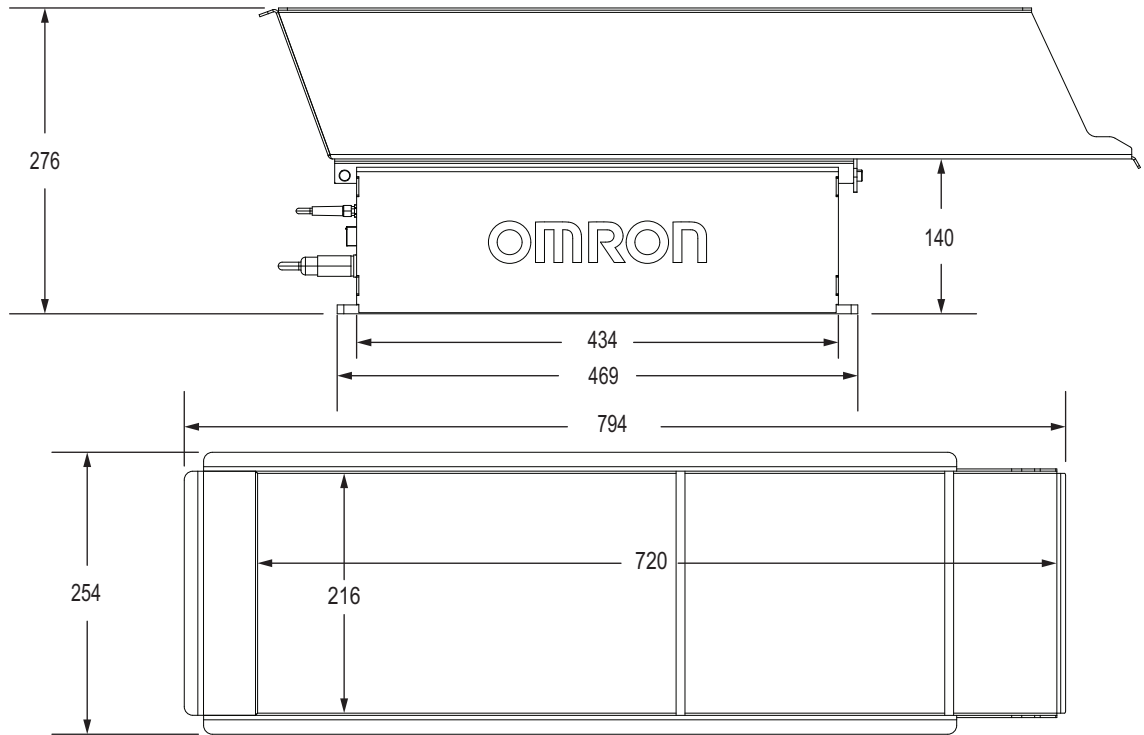
Hoppers
3L



7L

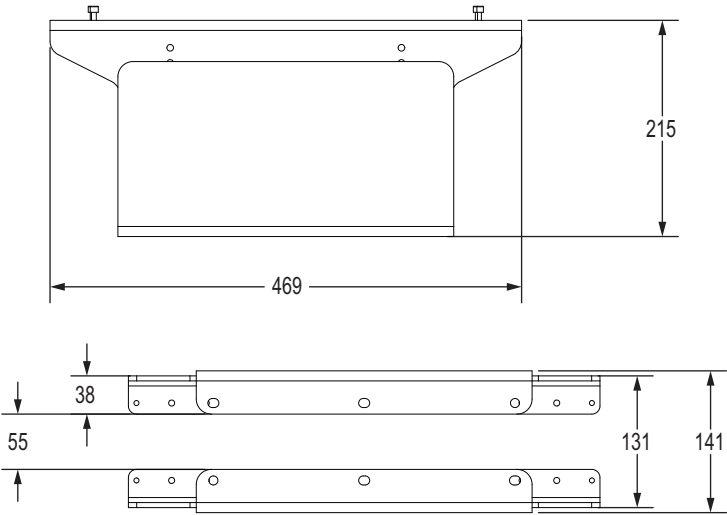


14L



iPF Series

Fixation Kit



Related Manuals

Manual No.	English Title
I684	iPF-Series Flexible Part Feeder User's Manual
I633	Automation Control Environment (ACE) Version 4 User's Manual
G019	Industrial Ethernet Cables Catalog

Terms and Conditions Agreement

Read and understand this catalog.

Please read and understand this catalog before purchasing the products. Please consult your OMRON representative if you have any questions or comments.

Warranties.

- (a) Exclusive Warranty. Omron's exclusive warranty is that the Products will be free from defects in materials and workmanship for a period of twelve months from the date of sale by Omron (or such other period expressed in writing by Omron). Omron disclaims all other warranties, express or implied.
- (b) Limitations. OMRON MAKES NO WARRANTY OR REPRESENTATION, EXPRESS OR IMPLIED, ABOUT NON-INFRINGEMENT, MERCHANTABILITY OR FITNESS FOR A PARTICULAR PURPOSE OF THE PRODUCTS. BUYER ACKNOWLEDGES THAT IT ALONE HAS DETERMINED THAT THE PRODUCTS WILL SUITABLY MEET THE REQUIREMENTS OF THEIR INTENDED USE.

Omron further disclaims all warranties and responsibility of any type for claims or expenses based on infringement by the Products or otherwise of any intellectual property right. (c) Buyer Remedy. Omron's sole obligation hereunder shall be, at Omron's election, to (i) replace (in the form originally shipped with Buyer responsible for labor charges for removal or replacement thereof) the non-complying Product, (ii) repair the non-complying Product, or (iii) repay or credit Buyer an amount equal to the purchase price of the non-complying Product; provided that in no event shall Omron be responsible for warranty, repair, indemnity or any other claims or expenses regarding the Products unless Omron's analysis confirms that the Products were properly handled, stored, installed and maintained and not subject to contamination, abuse, misuse or inappropriate modification. Return of any Products by Buyer must be approved in writing by Omron before shipment. Omron Companies shall not be liable for the suitability or unsuitability or the results from the use of Products in combination with any electrical or electronic components, circuits, system assemblies or any other materials or substances or environments. Any advice, recommendations or information given orally or in writing, are not to be construed as an amendment or addition to the above warranty.

See <http://www.omron.com/global/> or contact your Omron representative for published information.

Limitation on Liability; Etc.

OMRON COMPANIES SHALL NOT BE LIABLE FOR SPECIAL, INDIRECT, INCIDENTAL, OR CONSEQUENTIAL DAMAGES, LOSS OF PROFITS OR PRODUCTION OR COMMERCIAL LOSS IN ANY WAY CONNECTED WITH THE PRODUCTS, WHETHER SUCH CLAIM IS BASED IN CONTRACT, WARRANTY, NEGLIGENCE OR STRICT LIABILITY.

Further, in no event shall liability of Omron Companies exceed the individual price of the Product on which liability is asserted.

Suitability of Use.

Omron Companies shall not be responsible for conformity with any standards, codes or regulations which apply to the combination of the Product in the Buyer's application or use of the Product. At Buyer's request, Omron will provide applicable third party certification documents identifying ratings and limitations of use which apply to the Product. This information by itself is not sufficient for a complete determination of the suitability of the Product in combination with the end product, machine, system, or other application or use. Buyer shall be solely responsible for determining appropriateness of the particular Product with respect to Buyer's application, product or system. Buyer shall take application responsibility in all cases.

NEVER USE THE PRODUCT FOR AN APPLICATION INVOLVING SERIOUS RISK TO LIFE OR PROPERTY OR IN LARGE QUANTITIES WITHOUT ENSURING THAT THE SYSTEM AS A WHOLE HAS BEEN DESIGNED TO ADDRESS THE RISKS, AND THAT THE OMRON PRODUCT(S) IS PROPERLY RATED AND INSTALLED FOR THE INTENDED USE WITHIN THE OVERALL EQUIPMENT OR SYSTEM.

Programmable Products.

Omron Companies shall not be responsible for the user's programming of a programmable Product, or any consequence thereof.

Performance Data.

Data presented in Omron Company websites, catalogs and other materials is provided as a guide for the user in determining suitability and does not constitute a warranty. It may represent the result of Omron's test conditions, and the user must correlate it to actual application requirements. Actual performance is subject to the Omron's Warranty and Limitations of Liability.

Change in Specifications.

Product specifications and accessories may be changed at any time based on improvements and other reasons. It is our practice to change part numbers when published ratings or features are changed, or when significant construction changes are made. However, some specifications of the Product may be changed without any notice. When in doubt, special part numbers may be assigned to fix or establish key specifications for your application. Please consult with your Omron's representative at any time to confirm actual specifications of purchased Product.

Errors and Omissions.

Information presented by Omron Companies has been checked and is believed to be accurate; however, no responsibility is assumed for clerical, typographical or proofreading errors or omissions.

Note: Do not use this document to operate the Unit.

OMRON Corporation Industrial Automation Company

Kyoto, JAPAN

Contact : www.ia.omron.com

Regional Headquarters

OMRON EUROPE B.V.

Wegalaan 67-69, 2132 JD Hoofddorp
The Netherlands
Tel: (31) 2356-81-300 Fax: (31) 2356-81-388

OMRON ASIA PACIFIC PTE. LTD.

438B Alexandra Road, #08-01/02 Alexandra
Technopark, Singapore 119968
Tel: (65) 6835-3011 Fax: (65) 6835-2711

OMRON ELECTRONICS LLC

2895 Greenspoint Parkway, Suite 200
Hoffman Estates, IL 60169 U.S.A.
Tel: (1) 847-843-7900 Fax: (1) 847-843-7787

OMRON ROBOTICS AND SAFETY TECHNOLOGIES, INC.

4225 Hacienda Dr., Pleasanton, CA 94588 U.S.A.
Tel: (1) 925-245-3400/Fax: (1) 925-960-0590

OMRON (CHINA) CO., LTD.

Room 2211, Bank of China Tower, 200 Yin Cheng Zhong Road,
PuDong New Area, Shanghai, 200120, China
Tel: (86) 21-5037-2222 Fax: (86) 21-5037-2200

Authorized Distributor:

©OMRON Corporation 2023 All Rights Reserved.
In the interest of product improvement,
specifications are subject to change without notice.

Cat. No. I887-E-01 0523

24775-520A